

FACT SHEET

ZEBRA VAL-A-SURE COOLER VALIDATION KIT



Val-A-Sure[®]

Cooler Validation Kit for Blood Banks and Medical Laboratories of All Sizes.

Accurate

The temperature recorders, software and recommended SOPs provide options for an accurate validation process, regardless of your blood bank size.

Consistent

Using electronic recording equipment and following the Cooler Validation SOPs, along with supporting documentation, helps ensure consistent temperature measurement and record-keeping with each cooler validation.

Simple

Val-A-Sure combines everything you need in one simple kit. All of the instructions, documentation and equipment that are needed to perform accurate, consistent cooler validations.

Val-A-Sure Kit

Hands-on trials and feedback from blood banks and laboratories provided the guidance for the Val-A-Sure Kit development. It delivers the simplicity, accuracy, standardization and speed of process that blood bankers and labs told us that they need — in one integrated kit.

All of the necessary components, instructions and documentation for validation are conveniently included in the kit, and have been tested to work together efficiently and accurately.

FACT SHEET

ZEBRA VAL-A-SURE COOLER VALIDATION KIT



- Val-A-Sure with:
 - Validation Procedure Videos
 - Validation Protocols (SOPs) and documentation
- Temperature Recorders (NIST Calibration Certified 6° C)
- Recorder Software, USB PC-computer cradle to quickly setup the recorder, and easily download validation temperature data (FDA 21 CFR Part 11 Software Compatible)
- Bag-Sealer probe (NIST Calibration Certified) for higher accuracy, internal bag temperature measurement. Probe designed to prevent leakage from bags
- Water and shock resistant case to store all equipment

Accurate. Consistent. Simple.

Temperature assurance is crucial for the safe transport of blood and blood products. Validation of portable transport coolers can be a frustrating and often confusing task for facilities of all sizes.

Ordering Information

Val-A-Sure® Advantage Kit

Kit Basics

- Quickstart Guide
- Validation SOPs and Supporting Documents (available on website)
- Instructional Videos (available on website)
- Password-protected web portal with document updates
- USB docking station and software for temperature recorder(s) (FDA 21 CFR Part 11 Software Compatible)
- Water and shock resistant case to protect/store kit components (holds up to 6 recorders and probes)

Temperature Recorders* — Total 4

- 2 ea. TRIX-8 Temperature Recorders with built-in sensors for measuring temperature between bags or locations within cooler
- 2 ea. TREX-8 Temperature Recorders with Bag-Sealer Probes for measuring temperature within blood bags, plus glycerol lubricant

*Calibrated to 6° C standard, NIST Calibration Certified

Everything You Need Is On Our Website

Easy-to-follow 3-minute video instructions of:

- Validation procedures for 2 bags/units and 4 bags/units of blood product, with and without probes, for different size blood banks with different transport cooler needs
- Configuring the temperature recorder and downloading temperature data

Validation SOPs (4 included) as editable MSWord documents. Open the file, edit to match your facility's protocol, print and sign to complete your validation documentation

Validation Log Sheet to easily capture validation details for more specific recordkeeping

Cooler Label: Suggested cooler label format for creating your own cooler validation labels

Validation Tips: A helpful checklist of cooler validation suggestions and recommendations, compiled from years of working with blood banks and conducting field trials.

Time-Saving and Trouble-Free Solutions

With the automated temperature recorder, you can set up your validation parameters, pack the cooler(s), press "START" on the recorder and return to other tasks. For whatever time period you choose — 4 hours or longer — the recorder will continue to record temperature data at the time intervals set by you.

Easy-to-Follow Validation Procedures and Training Videos

Validation procedures are made easy for the laboratory/blood bank staff with instructional videos of multiple cooler validation procedures.


Accurate Temperature Records and Ready-to-Use Protocols

The temperature recorder software generates graphs, individual time and temperature readings, and gives you the ability to print out the validation temperature data to support your records.

Using the editable Validation Protocols (SOPs) provided on the website you can generate customized documents that meet your needs.


Multi-Use Temperature Recording and Validation Kit

The Val-A-Sure® Kit can also be used to accurately and simply validate coolers and containers that transport all kinds of biologicals that require refrigeration. With multiple temperature recorders having internal sensors, or using the optional probe, temperature readings can be taken at various locations throughout any transport container.



Video Instructions

Complete instructions of validation procedures



Temperature data downloads effortlessly from the recorder into your PC. Print and save the data for your records.

FACT SHEET




ZEBRA VAL-A-SURE COOLER VALIDATION KIT

Also Available

Non-Reversible Temperature Indicators




Safe-T-Vue® 6

- For intraoperative storage of red blood cells, whole blood, and plasma
- Indication temperature 6°C
- Allows for identification of nonheat-exposed blood products for storage and future reissue
- Promotes requirements of accountability during intraoperative storage
- Accuracy of +/- 0.4°C

< 5° C		✓ OK
≈ 5.5° C		Cool or Use Immediately
≥ 6° C		✗ Do Not Use

Safe-T-Vue® 10

- For transport of red blood cells, whole blood, and plasma
- Indication temperature 10°C
- Allows for identification of nonheat-exposed blood products for storage and future reissue
- Promotes requirements of accountability during transport
- Accuracy of +/- 0.4°C

< 9° C		✓ OK
≈ 9.5° C		Cool or Use Immediately
≥ 10° C		✗ Do Not Use

Tap into the future of temperature monitoring at www.zebra.com/temmonitoring

R3, Doc. #2177, 09/2020



NA and Corporate Headquarters
+1 800 423 0442
inquiry4@zebra.com

Asia-Pacific Headquarters
+65 6858 0722
contact.apac@zebra.com

EMEA Headquarters
zebra.com/locations
contact.emea@zebra.com

Latin America Headquarters
+1 866 230 9494
la.contactme@zebra.com

ZEBRA and the stylized Zebra head are trademarks of Zebra Technologies Corp., registered in many jurisdictions worldwide. All other trademarks are the property of their respective owners. ©2020 Zebra Technologies Corp. and/or its affiliates. All rights reserved.